



ಬೃಹತ್ ಬೆಂಗಳೂರು ಮಹಾನಗರ ಪಾಲಿಕೆ  
Bruhat Bengaluru Mahanagara Palike



# BBMP COVID-19 WAR ROOM 15.04.2022



# OVERVIEW OF COVID-19 IN BENGALURU



**CASE TRENDS** ACTIVE CASES **1,363**

<u>Confirmed Cases</u> <b>47</b> 17,82,318 #	<u>Recovered Cases</u> <b>33</b> 17,63,992 #	<u>Death Cases</u> <b>0</b> 16,963 #
--	--	--

**HOSPITALIZATION** **6**

<u>ICU – V</u> <b>1</b>	<u>ICU</u> <b>-</b>	<u>HDU</u> <b>1</b>	<u>General</u> <b>4</b>
----------------------------	------------------------	------------------------	----------------------------

INCLUDES GOVT. QUOTA AND PRIVATE WALK-IN HOSPITALIZATION

**VACCINATION** **7,936** 1,86,34,156 #

<u>First Dose</u> <b>2,717</b> 94,34,741 #	<u>Second Dose</u> <b>1,851</b> 88,30,604 #	<u>Precaution Dose</u> <b>3,368</b> 3,68,811 #
--	---	--

**TRIAGING**

MTU  
**1**

**ACTIVE CZs**

**0**

MCZs (< 5 cases)  
**0**

Clusters (> 5 cases)  
**0**

**TESTING** **3,379** 2,97,03,707 #

<u>Positivity : 1.33%</u> <small>*FOR LAST 7 DAYS</small>	<u>RAT</u> <b>354</b>	<u>RTPCR</u> <b>3,025</b>
--	--------------------------	------------------------------

Tele Triage  
**37**

# : indicates cumulative numbers till date



# ABSTRACT OF COVID-19 SCENARIO IN BENGALURU



	MALE			FEMALE			TRANSGENDER			TOTAL		
	Last 24 Hours	Last 7 Days	Cumulative	Last 24 Hours	Last 7 Days	Cumulative	Last 24 Hours	Last 7 Days	Cumulative	Last 24 Hours	Last 7 Days	Cumulative
<b>Positive Cases</b>	30	184	10,54,215	17	111	7,27,912	0	0	191	47	295	17,82,318
<b>Recovered Cases</b>	20	225	10,42,123	13	129	7,21,686	0	0	183	33	354	17,63,992
<b>Death Cases</b>	0	0	10,744	0	0	6,215	0	0	4	0	0	16,963
<b>Total Tests Done</b>	<b>In Last 24 hrs. : 3,379</b>			<b>In last 7 days : 22,101</b>			<b>Cumulative : 2,97,03,707</b>					
<b>Vaccine Doses Administered</b>	<b>In Last 24 hrs. : 7,936</b>			<b>In last 7 days : 90,977</b>			<b>Cumulative : 1,86,34,156</b>					
<b>ACTIVE CASES</b>									<b>1,363</b>			

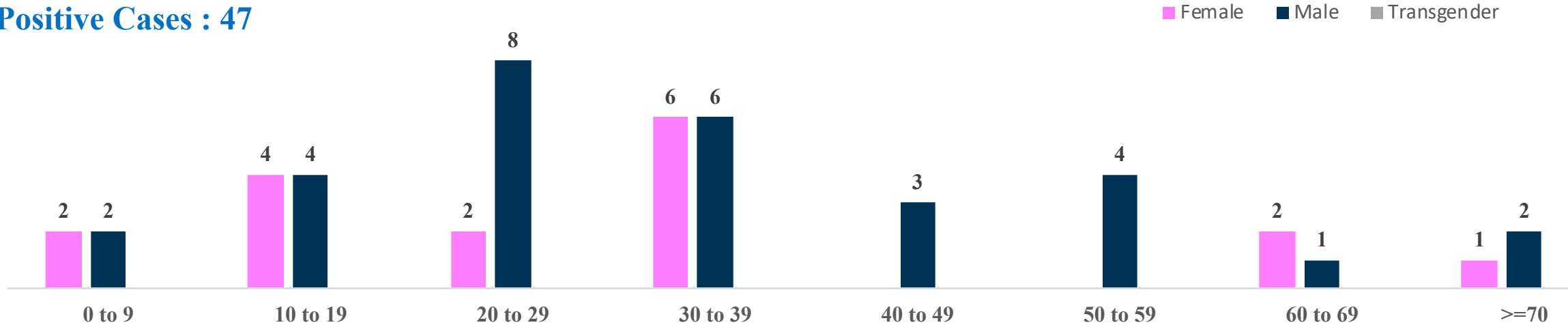
\*Covid deaths occurred today : 00 | Covid deaths occurred beyond last 24 hrs., reported today : 00



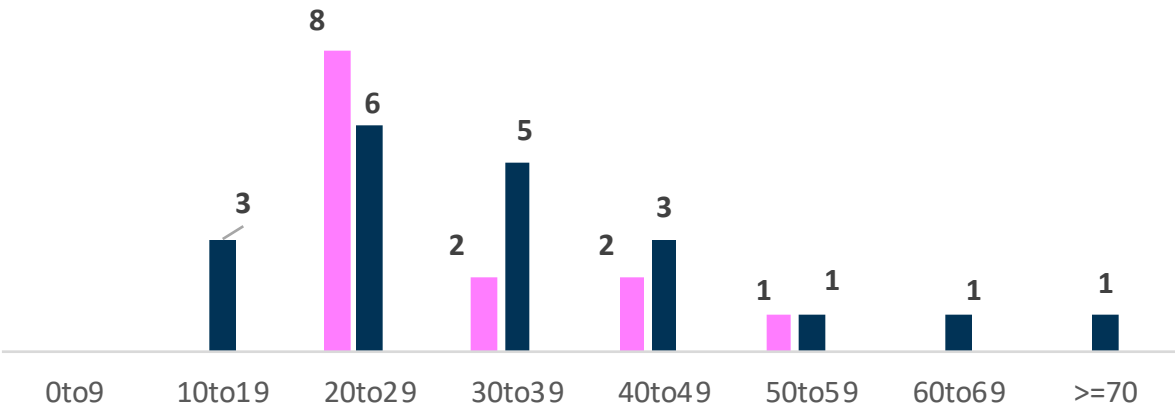
# LAST 24 HOURS AGE GROUP AND GENDER WISE DISTRIBUTION



## Positive Cases : 47



## Recovered Cases : 33



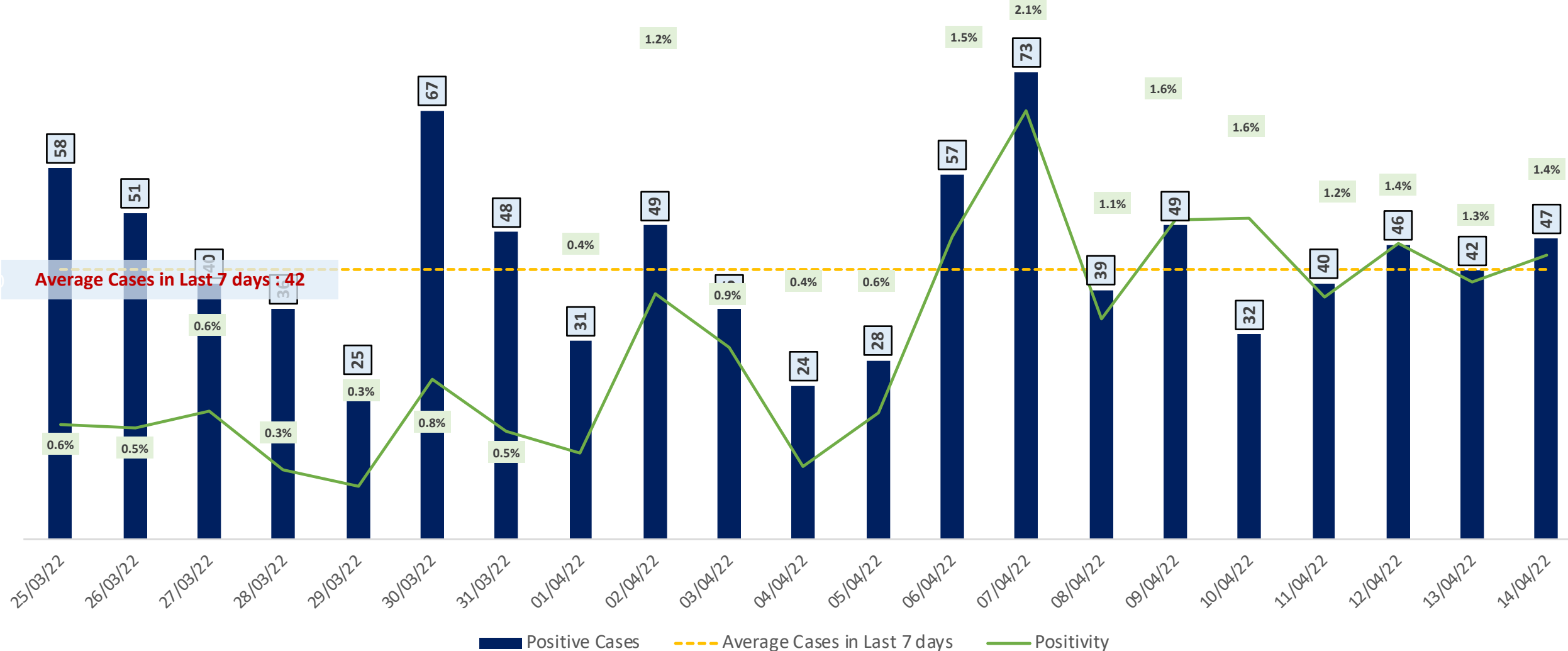
## Death Cases : 0





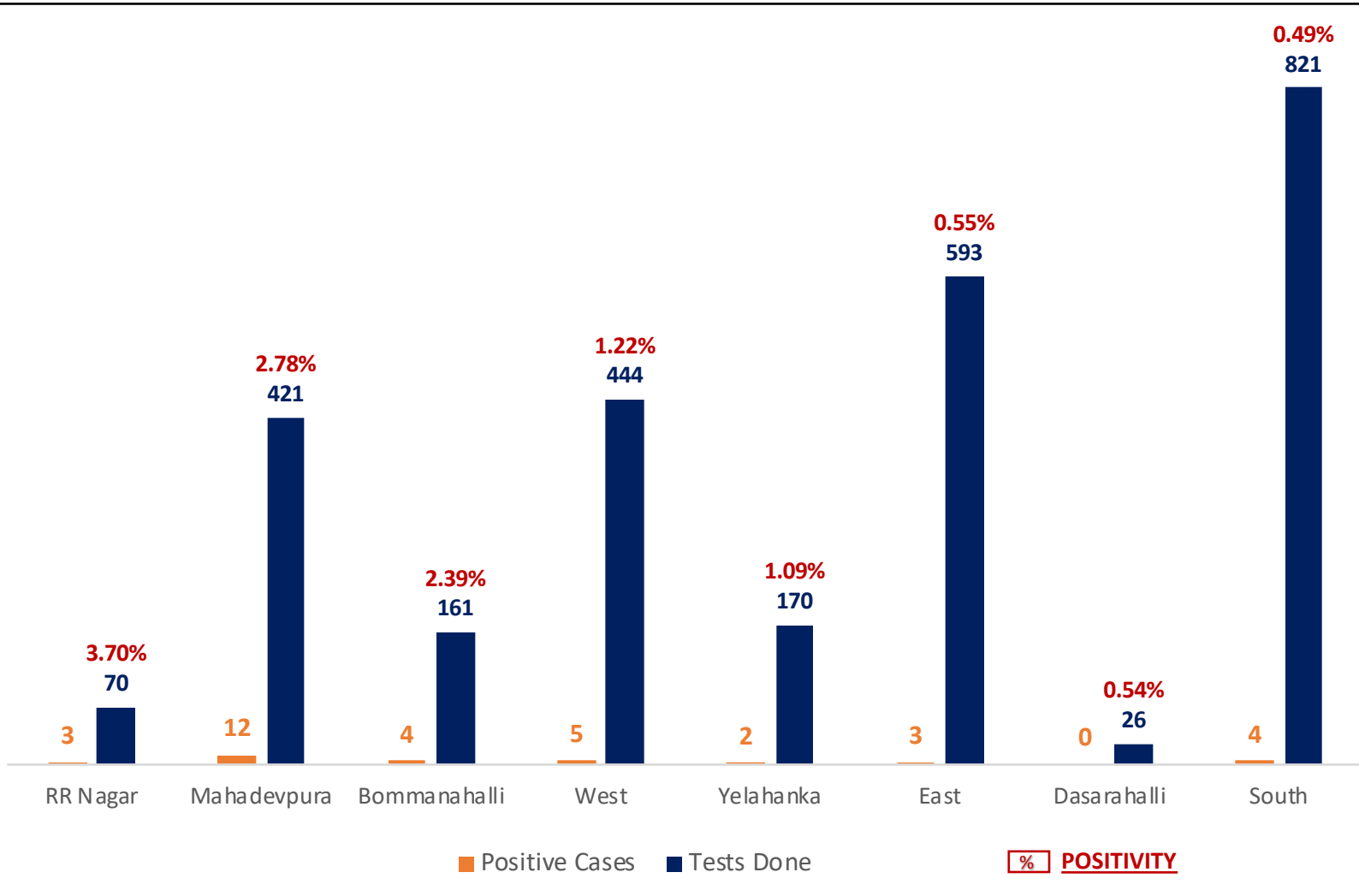


# POSITIVITY RATE OF BENGALURU – LAST 21 DAYS





# ZONE WISE COVID19 CASE MANAGEMENT FOR LAST 7 DAYS



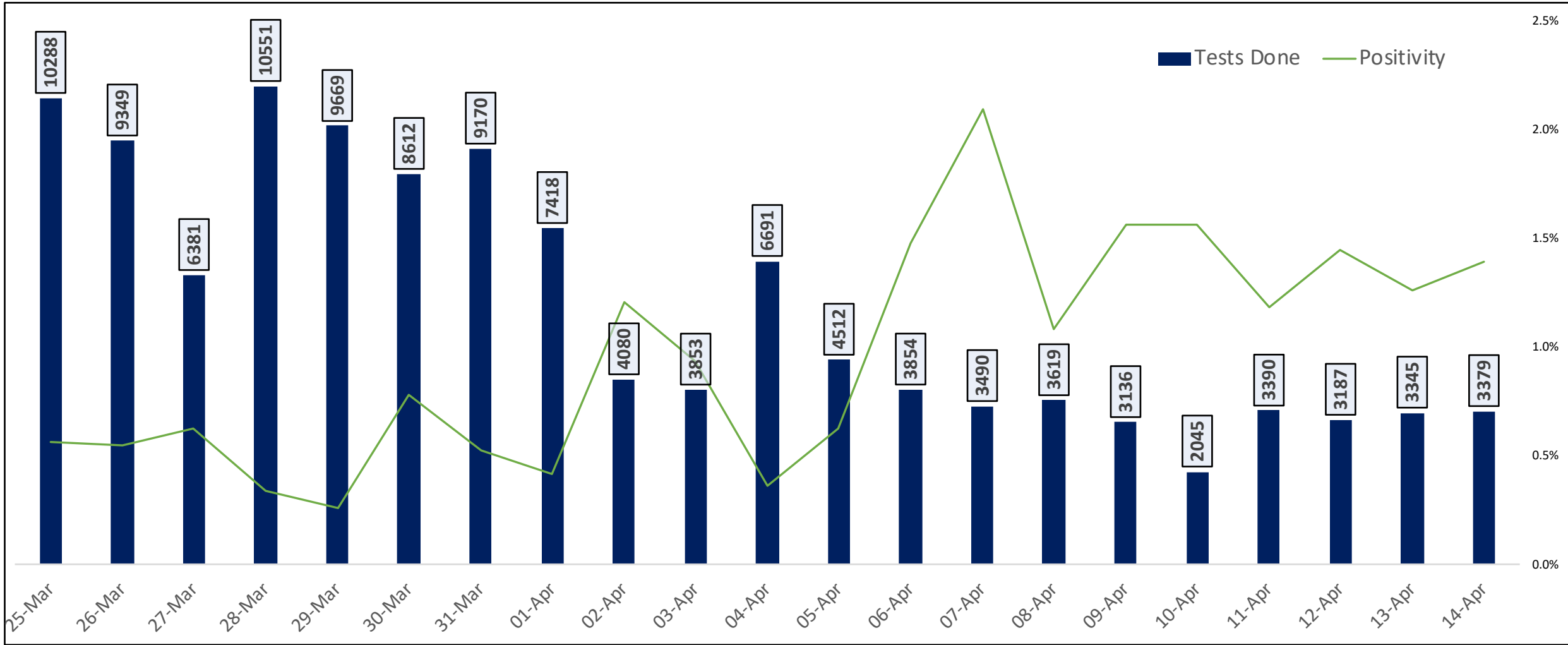
Zone Name	Hospital/CCC	Home isolation	Under Tracing
BOMMANAHALLI	0.00%	100.00%	0.00%
DASARAHALLI	0.00%	0.00%	100.00%
EAST	3.45%	96.55%	0.00%
MAHADEVAPURA	0.00%	100.00%	0.00%
RR NAGAR	0.00%	100.00%	0.00%
SOUTH	0.00%	100.00%	0.00%
WEST	0.00%	100.00%	0.00%
YELAHANKA	0.00%	100.00%	0.00%



# TESTING TRENDS IN BENGALURU

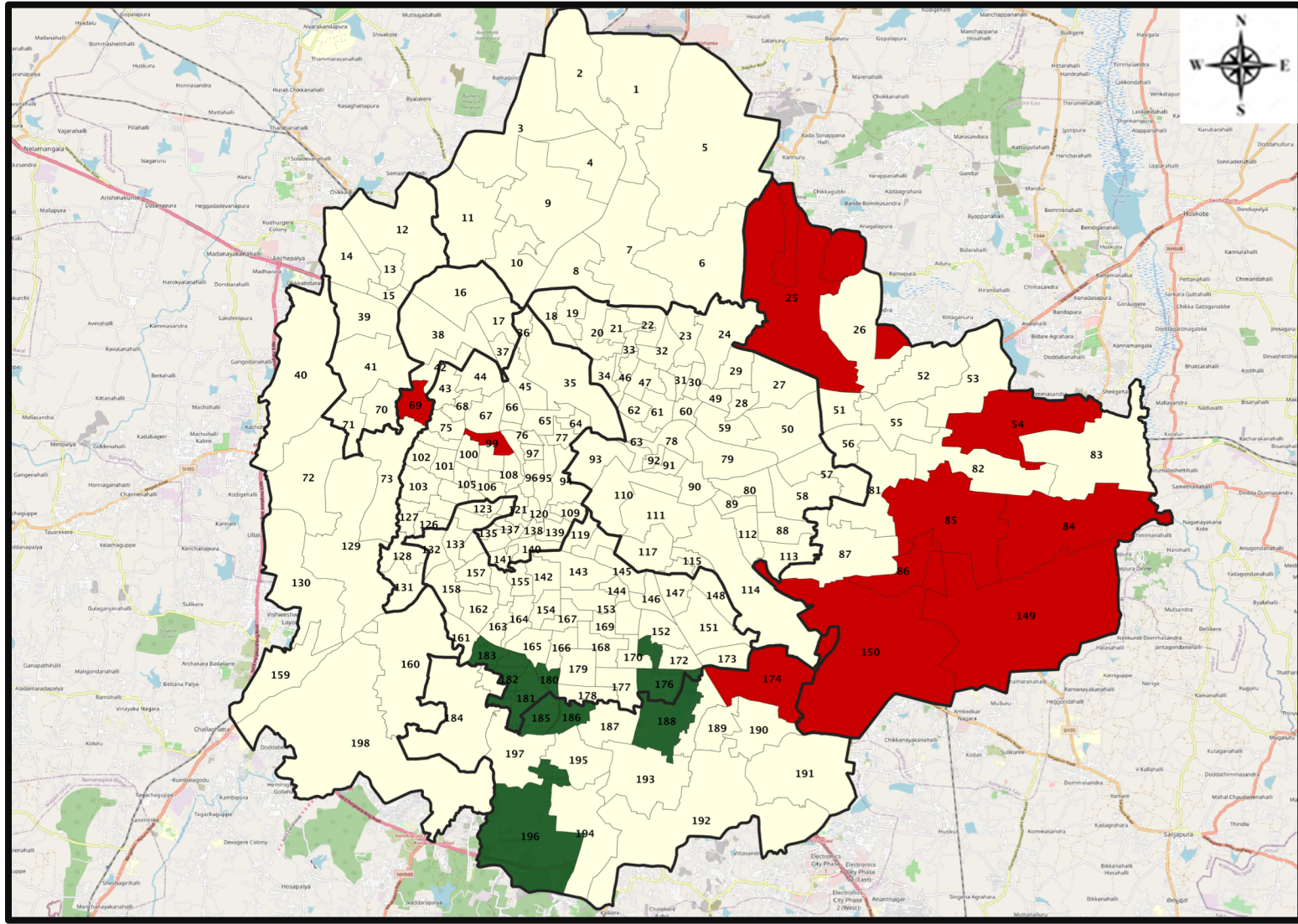


Total Test Conducted Till Date	Test Conducted Last 24 hours	Last 7 Days Average
2,97,03,707	3,379	3,157





# BENGALURU URBAN MAP SHOWING TREND OF POSITIVE CASES IN LAST 7 DAYS



### Top 10 wards reporting highest number of positive cases in last 7 days

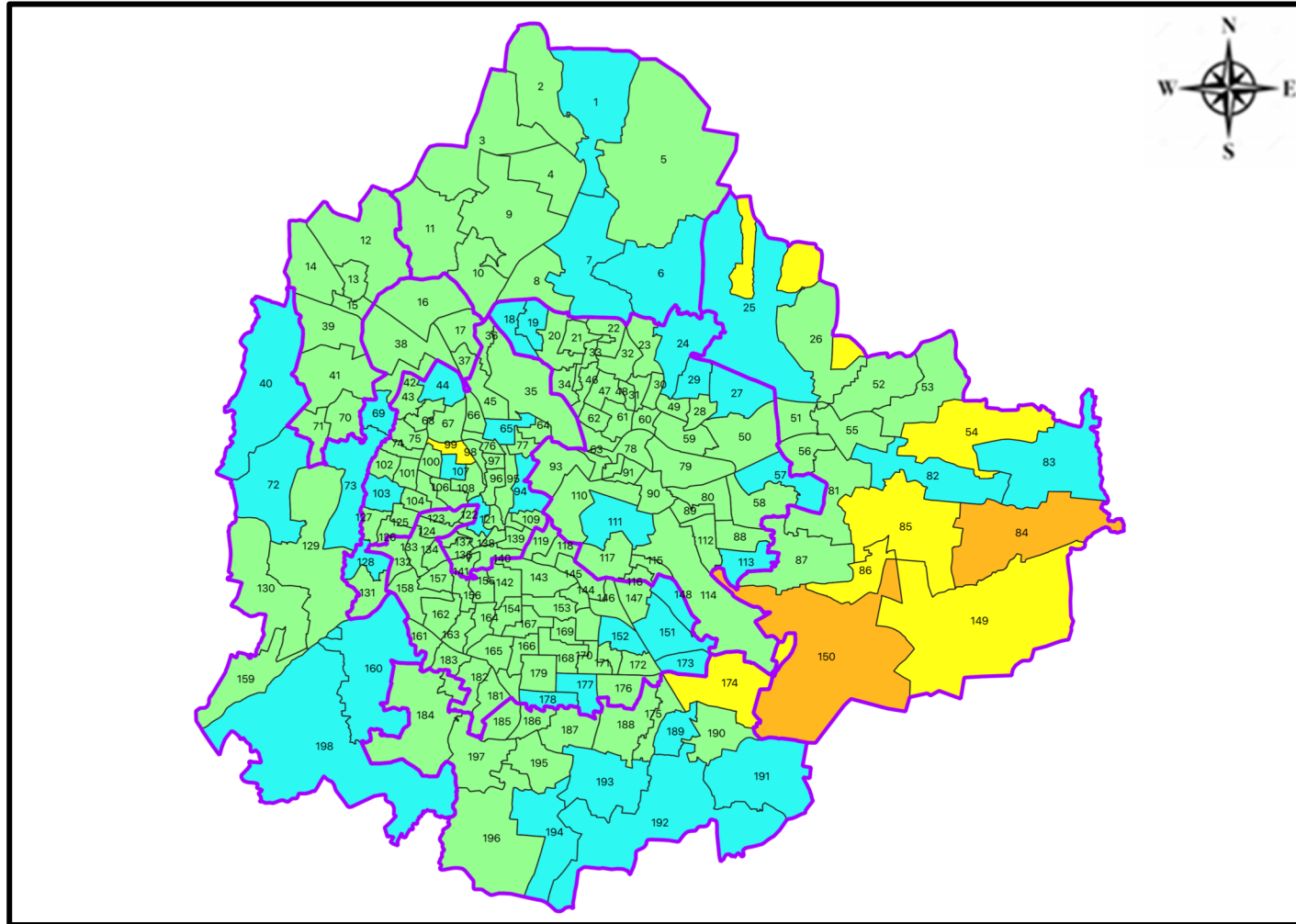
Ward No.	Ward Name	Daily Cases Average
150	Bellanduru	3
84	Hagadur	2
174	HSR Layout	1
54	Hudi	1
85	Dodda Nekkundi	1
86	Marattahalli	1
99	Rajajinagar	1
149	Varthuru	1
25	Horamavu	1
69	Laggere	1







### Top 10 wards reporting least number of positive cases in last 7 days

Ward No.	Ward Name	Daily Cases Average
196	Anjanapura	0
188	Bilekhali	0
186	Jaraganahalli	0
185	Yelchenahalli	0
183	Chikkalsandra	0
182	Padmanabha Nagar	0
181	Kumaraswamy Layout	0
180	Banashankari Temple Ward	0
176	B T M Layout	0
171	Gurappanapalya	0



# BENGALURU MAP SHOWING INTENSITY OF POSITIVE CASES IN LAST 7 DAYS



-  Level 1 : 0 to 1 Cases
-  Level 2 : 1 to 05 Cases
-  Level 3 : 05 to 10 Cases
-  Level 4 : 10 to 25 Cases
-  Level 5 : More than 25 Cases
-  Zone Boundaries



# GOVT. QUOTA COVID BED STATUS AS ON 15.04.2022



SR. NO.	Facility Type	No. of Hospital	Total Allocated Beds for C+ Patients					Occupied Beds for C+ Patients					Net Available Beds for C+ Patients				
			Gen Beds	HDU	ICU Beds	ICU-V	Total	Gen Beds	HDU	ICU Beds	ICU-V	Total	Gen Beds	HDU	ICU Beds	ICU-V	Total
1	Government Medical Colleges	4	120	255	33	27	435	0	0	0	0	0	120	255	33	27	435
2	Government Hospitals	18	637	292	74	95	1,098	1	1	0	0	2	636	291	74	95	1,096
3	Private Medical Colleges	12	178	200	66	35	479	0	0	0	0	0	178	200	66	35	479
4	Private Hospitals	32	181	61	49	42	333	0	0	0	1	1	181	61	49	41	332
5	Covid Care Centre	1	50					0					50				
<b>Total Beds</b>		<b>67</b>	<b>1,166</b>	<b>808</b>	<b>222</b>	<b>199</b>	<b>2,395</b>	<b>1</b>	<b>1</b>	<b>0</b>	<b>1</b>	<b>3</b>	<b>1,165</b>	<b>807</b>	<b>222</b>	<b>198</b>	<b>2,392</b>

\* Status as on 15.04.2022 – 05:00 PM





# ACTIVE PATIENTS ADMITTED UNDER GOVT. QUOTA



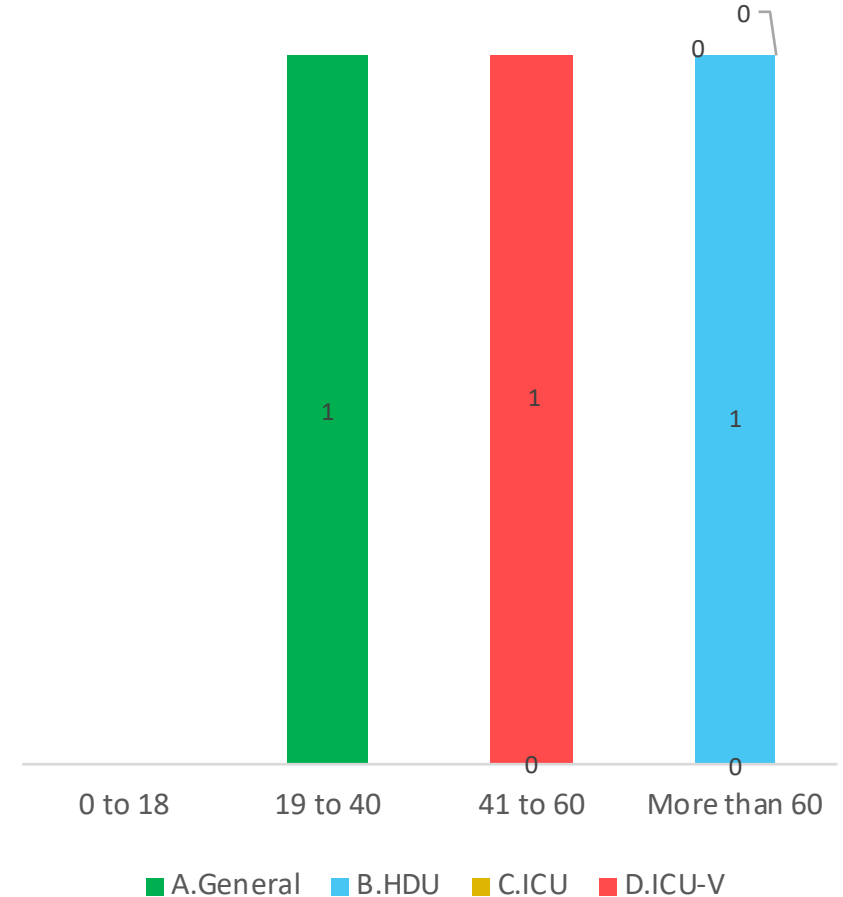
## Admission By Bed Type And Number Of Days From Date Of Admission

Days in Hospital	General	HDU	ICU	ICU-V	Total
0 to 7 Days					
8 to 14 Days					0
15 to 21 Days					0
Beyond 21 days	1	1	0	1	3
<b>TOTAL</b>	<b>1</b>	<b>1</b>	<b>0</b>	<b>1</b>	<b>3</b>

\* Only Government Quota Admissions through CHBMS considered

\* Status as on 15.04.2022 – 05:00 PM

## Age Group Distribution Of Active Hospital Admission



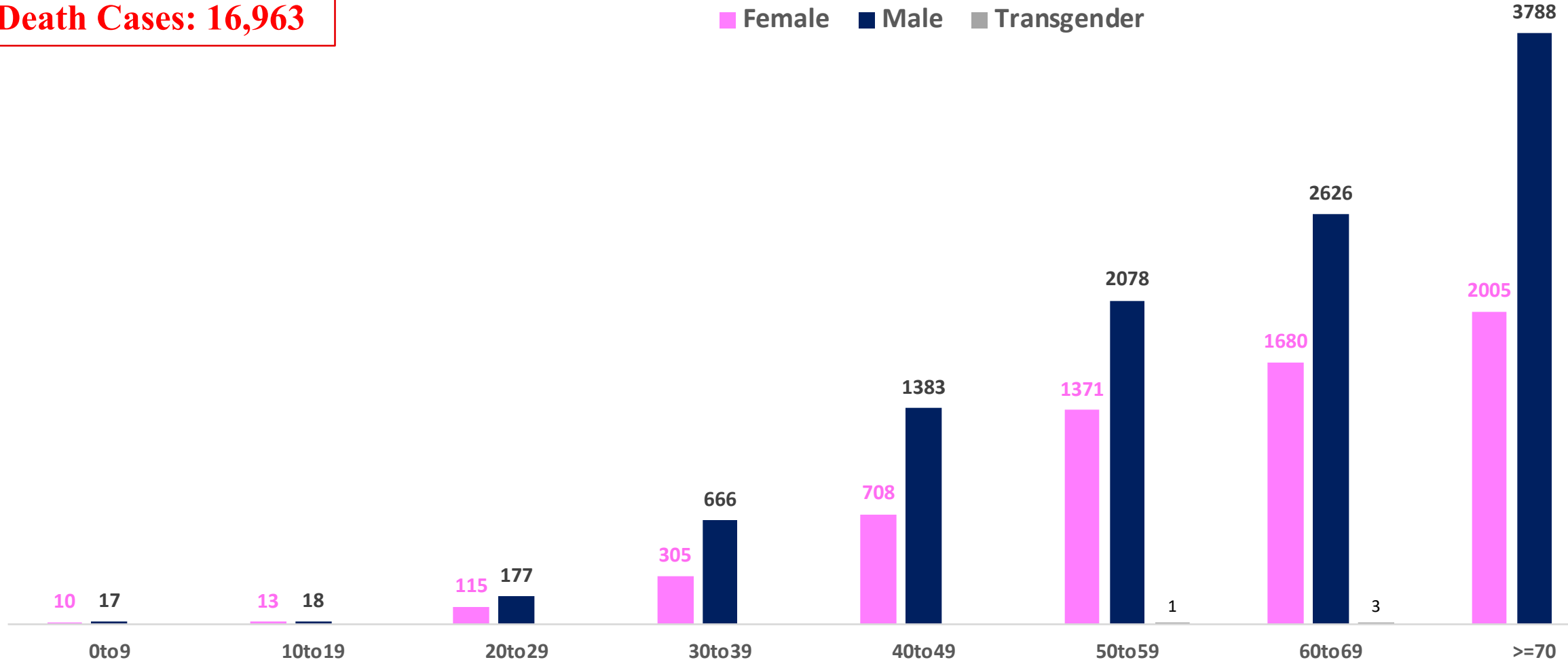


# AGE AND GENDER WISE DISTRIBUTION OF DEATH CASES



**Death Cases: 16,963**

Female Male Transgender





# VACCINATION COVERAGE AS ON 14.04.2022



## Total Doses Administered

**1,86,34,156**

▲ 7,936

### 12-14 years

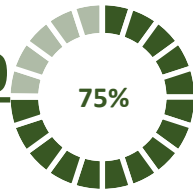
\* Eligible Population 2.82 Lakhs

#### 1<sup>ST</sup> DOSE

**1,16,120**

Doses administered

▲ 2,273



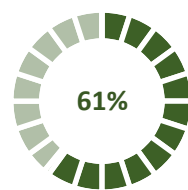
### Total 15-18 years Population : 4.42 Lakhs

#### 1<sup>ST</sup> DOSE

**3,32,892**

Doses administered

▲ 213

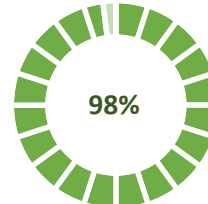


#### 2<sup>ND</sup> DOSE

**2,70,011**

Doses administered

▲ 322



### Total adult Population : 91.7 Lakhs

#### 1<sup>ST</sup> DOSE

**89,85,729**

Doses administered

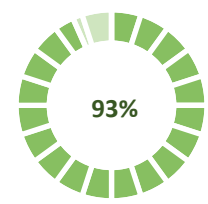
▲ 230

#### 2<sup>ND</sup> DOSE

**85,60,575**

Doses administered

▲ 1,501



### Priority Group\*

#### Health Care Workers

##### Dose 1

**2,10,273**

Doses administered

▲ 1

##### Dose 2

**2,06,009**

Doses administered

▲ 6

#### Frontline Workers

##### Dose 1

**3,81,736**

Doses administered

▲ 1

##### Dose 2

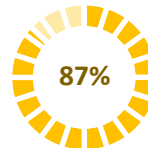
**3,72,056**

Doses administered

▲ 5

### 18 - 44 Years Coverage

#### Dose 1

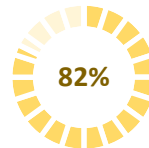


**57,23,304**

Doses administered

▲ 192

#### Dose 2



**54,12,143**

Doses administered

▲ 1,211

### PRECAUTION DOSE



**3,68,811**

Doses administered

▲ 3,368

### PRECAUTION DOSES ADMINISTERED

#### Health Care Workers

**64,330**

Booster Doses administered

▲ 152

#### Front Line Workers

**50,149**

Booster Doses administered

▲ 169

#### 60 + Years Coverage

**2,46,960**

Booster Doses administered

▲ 1,253

#### 18 + Years Coverage

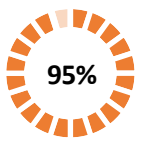
**7,372**

Booster Doses administered

▲ 1,794

### 45 – 59 Years Coverage

#### Dose 1

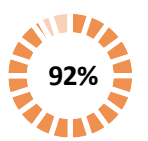


**16,92,217**

Doses administered

▲ 23

#### Dose 2



**16,31,629**

Doses administered

▲ 173

### 60 + Years Coverage

#### Dose 1



**9,78,199**

Doses administered

▲ 14

#### Dose 2



**9,38,738**

Doses administered

▲ 116



# COVID-19 SCENARIO IN BENGALURU AND OTHER METROPOLITAN CITIES



CITY NAME	Positive Cases	Active Cases	Recovered	Deceased	Vaccine Doses Administered
New Delhi	18,67,206	915	18,40,133	26,158	3,28,84,317
Bengaluru*	17,82,318	1,363	17,63,992	16,963	2,14,30,157
Mumbai	10,57,701	346	10,37,794	19,561	2,06,92,992
Chennai	7,51,242	92	7,42,082	9,068	1,02,89,307
Kolkata	4,47,192	272	4,41,264	5,656	98,49,882

Source : <https://dashboard.cowin.gov.in/> at 5:00pm (15.04.2022)  
Source : <https://www.covid19bharta.in/> at 5:00pm (15.04.2022)

\*includes BBMP & Bengaluru Urban



# SNAPSHOT OF COVID-19 CASES IN BENGALURU URBAN



**Total Wards With  
<=5 Cases\* :  
186**

**Tests Conducted  
On 14.04.2022:  
3,379**

**Recovery  
Rate:  
98.97%**

**Total  
Active Cases :  
1,363**

**Total Vaccinated on  
14.04.2022:  
7,936**

**Positivity  
Rate\* :  
1.33%**

**Active  
Rate:  
0.08%**

**Case  
Fatality Rate\* :  
0.00%**



\*Total positive cases In the past 7 days

\*CFR and positivity is for Past 7 days



ಬೃಹತ್ ಬೆಂಗಳೂರು ಮಹಾನಗರ ಪಾಲಿಕೆ  
Bruhat Bengaluru Mahanagara Palike



<b>Download BBMP Bulletin</b>	<a href="https://apps.bbmpgov.in/covid19/mediabulletin.php">https://apps.bbmpgov.in/covid19/mediabulletin.php</a>
<b>For BBMPCovid19 Bed Status:</b>	<a href="https://apps.bbmpgov.in/covid19/en/Bedstatus.php">https://apps.bbmpgov.in/covid19/en/Bedstatus.php</a>
<b>To register for vaccination :</b>	<a href="https://selfregistration.cowin.gov.in/">https://selfregistration.cowin.gov.in/</a>
<b>BBMP COVID19 Dashboard:</b>	<a href="https://apps.bbmpgov.in/covid19/">https://apps.bbmpgov.in/covid19/</a>
<b>Follow us on:</b>	 <a href="http://www.facebook.com/bbmp.comm1/">www.facebook.com/bbmp.comm1/</a>
	 <a href="https://twitter.com/BBMPCOMM">twitter.com/BBMPCOMM</a>

Issued by:

Honorable Chief Commissioner, BBMP  
Special Commissioner Health & IT, BBMP  
MD, Bengaluru Smart City Limited

**THANK YOU !**

